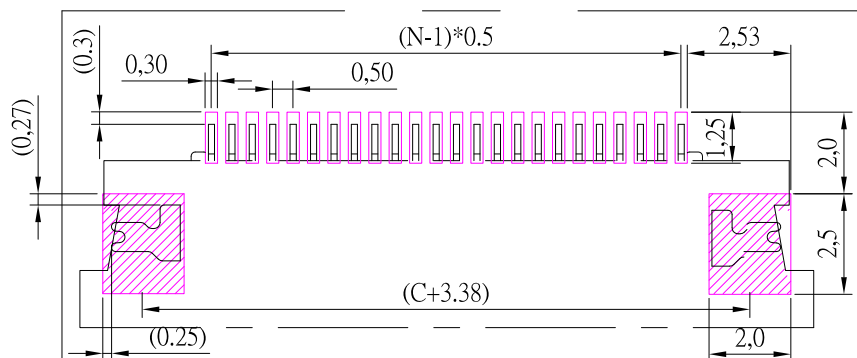
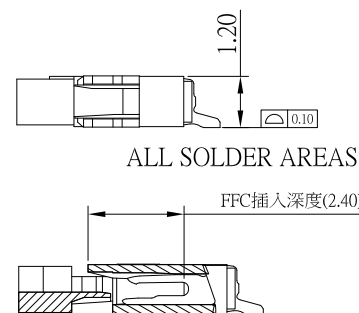
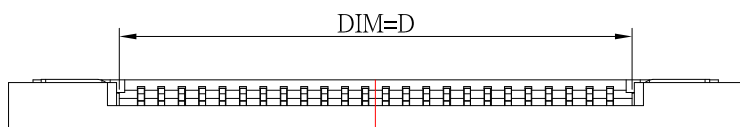


PIN	DIM, A	DIM, B	DIM, C	DIM, D
04	8.00	6.80	1.50	2.58
05	8.50	7.30	2.00	3.08
06	9.00	7.80	2.50	3.58
07	9.50	8.30	3.00	4.08
08	10.00	8.80	3.50	4.58
09	10.50	9.30	4.00	5.08
10	11.00	9.80	4.50	5.58
11	11.50	10.30	5.00	6.08
12	12.00	10.80	5.50	6.58
13	12.50	11.30	6.00	7.08
14	13.00	11.80	6.50	7.58
15	13.50	12.30	7.00	8.08
16	14.00	12.80	7.50	8.58
17	14.50	13.30	8.00	9.08
18	15.00	13.80	8.50	9.58
19	15.50	14.30	9.00	10.08
20	16.00	14.80	9.50	10.58
21	16.50	15.30	10.00	11.08
22	17.00	15.80	10.50	11.58
23	17.50	16.30	11.00	12.08
24	18.00	16.80	11.50	12.58
25	18.50	17.30	12.00	13.08
26	19.00	17.80	12.50	13.58
27	19.50	18.30	13.00	14.08
28	20.00	18.80	13.50	14.58
29	20.50	19.30	14.00	15.08
30	21.00	19.80	14.50	15.58
31	21.50	20.30	15.00	16.08
32	22.00	20.80	15.50	16.58
33	22.50	21.30	16.00	17.08
34	23.00	21.80	16.50	17.58
35	23.50	22.30	17.00	18.08
36	24.00	22.80	17.50	18.58
37	24.50	23.30	18.00	19.08
38	25.00	23.80	18.50	19.58
39	25.50	24.30	19.00	20.08
40	26.00	24.80	19.50	20.58
41	26.50	25.30	20.00	21.08
45	28.50	27.30	22.00	23.08
50	31.00	29.80	24.50	25.58
53	32.50	31.30	26.00	27.08
54	33.00	31.80	26.50	27.58
60	36.00	34.80	29.50	30.58



RECOMMENDED PCB LAYOUT

- Material:
- 1.1 Housing: LCP,Nature
  - 1.2 Actuator: LCP,Black
  - 1.3 Contact: Phosphor Bronze,Tin over Nickel
  - 1.4 Stopper: Brass,Tin over Nickel

ITEM NO.	DESCRIPTION	DRAWN	DATE
3	新增插入深度	Jack	081522
2	更新圖面	Jack	121619
1	更新PIN選項	Jack	032918

東莞市高迪電子有限公司  
DONG GUAN GAO DI ELECTRONICS CO., LTD

TOLERANCE UNLESS OTHERWISE STATED

Up to 5	±0.2
Above 5 ~ 15	±0.3
Above 15 ~ 30	±0.4
Above 30 ~ 50	±0.5
Angle	±0.3°

3RD. ANGEL'S UNITS MM

DRAWN BY:	DATE	MAT'L	TITLE	CONNECTOR
Jack Lu	08/15/22			
CHECKED BY:	DATE	FINISH	MODLE	FPC 0.5 PITCH 上接抽屜式 H:1.2mm
Jacky Chen	08/15/22			
APPROVED BY:	DATE	SCALE	DWG NO.	FPC05U-12xx-A-S304
Tony Kao	08/15/22	1 : 1		
		SHEET NO.	PART NO.	FPC05U-12xx-A-S304
		1 of 1		
			SIZE	A4
			VER	R3